

ÖLFLEX® CRANE VS (N)SHTÖU







Reelable cables for medium to high mechanical stress

ÖLFLEX® CRANE VS (N)SHTÖU - Low voltage power cable for outdoor use and crane applications/conveyour technology.
Reelable, U_0/U : 0,6/1kV

Info

Reinforced outer sheath design
Central and tear-resistant supporting element
Suitable for extreme tensile stress



-  Suitable for outdoor use
-  Cold-resistant
-  Mechanical resistance
-  Oil-resistant
-  Optimum strain relief
-  UV-resistant

Benefits

The central supporting element absorbs the tensile loads that occur, thereby allowing reeling, unreeling and deflection for free-hanging cables even over large distances.

Reeling, unreeling and guiding operations also impose tensile stresses on the cables

Integrated supporting braid prevents undesirable cable twists, and the formation of so-called corkscrew effects

Last Update (24.04.2024)

©2024 Lapp Group - Technical changes reserved

Product Management www.lappkabel.de

You can find the current technical data in the corresponding data sheet.

PN 0456 / 02_03.16

ÖLFLEX® CRANE VS (N)SHTÖU

Application range

For use in hoists, transport and conveyor systems

Cables are reeled, unreeled, and guided by roller trains

In dry or damp interiors, outdoors and in industrial water

The application profiles for ÖLFLEX® CRANE and ÖLFLEX® LIFT cables can be found in the appendix, selection table A3

The assembly and handling guidelines for ÖLFLEX® CRANE cables can be found in the catalogue appendix, technical table T4; for ÖLFLEX® LIFT cables please see the catalogue appendix, technical table T5

Product features

Flame-retardant according IEC 60332-1-2

Oil-resistant according to EN 60811-404

Good chemical, thermal and mechanical-resistance

Norm references / Approvals

Based on VDE 0250-814 (NSHTÖU)

Product Make-up

Strands of tinned-copper wires

Core insulation: rubber compound, type 3GI3

Central supporting element

Support braid integrated in the outer sheath

Outer sheath: rubber compound, type 5GM5

Technical Data

Classification ETIM 5:	ETIM 5.0 Class-ID: EC000057 ETIM 5.0 Class-Description: Low voltage power cable
Classification ETIM 6:	ETIM 6.0 Class-ID: EC000057 ETIM 6.0 Class-Description: Low voltage power cable
Core identification code:	Up to 5 cores: colour-coded according to VDE 0293-308, refer to Appendix T9 From 6 cores: black with white numbers
Conductor stranding:	Fine wire according to VDE 0295 Class 5/ IEC 60228 Class 5
Minimum bending radius:	Flexible use: 7.5 x outer diameter
Nominal voltage:	U0/U: 600/1000 V
Test voltage:	3000 V
Protective conductor:	G = with GN-YE protective conductor X = without protective conductor
Current rating:	VDE 298 Part 4
Temperature range:	Flexible use: -25 °C to +80 °C

Note

Unless specified otherwise, the shown product values are nominal values. Detailed values (e.g. tolerances) are available upon request.

Copper price basis: EUR 150/100 kg. Refer to catalogue appendix T17 for the definition and calculation of copper-related surcharges.

Please find our standard lengths at: www.lappkabel.de/en/cable-standardlengths

Packaging size: coil ≤ 30 kg or ≤ 250 m, otherwise drum

Last Update (24.04.2024)

©2024 Lapp Group - Technical changes reserved

Product Management www.lappkabel.de

You can find the current technical data in the corresponding data sheet.

PN 0456 / 02_03.16

ÖLFLEX® CRANE VS (N)SHTÖU

Please specify the preferred type of packaging (e.g. 1 x 500 m drum or 5 x 100 m coils).

Photographs and graphics are not to scale and do not represent detailed images of the respective products.

Prices are net prices without VAT and surcharges. Sale to business customers only.

ÖLFLEX® CRANE VS (N)SHTÖU

Article number	Number of cores and mm ² per conductor	Outer diameter [mm]	Tensile strength (N)	Copper index (kg/km)	Weight (kg/km)
ÖLFLEX® CRANE VS (N)SHTÖU					
0044008	7 G 1.5	18.8	2000	100.8	430
0044009	12 G 1.5	25.3	2000	172.8	820
0044010	18 G 1.5	25.3	2000	259.2	930
0044011	24 G 1.5	30.1	2000	345.6	1260
0044036	36 G 1.5	34	2000	518.4	1650
0044015	7 G 2.5	21.6	2000	168	630
0044016	12 G 2.5	29.4	2000	288	1150
00440333	5 G 4.0	19.6	2000	192	510
00440223	4 G 10.0	23.4	2000	384	830
00440233	4 G 16.0	25.5	2000	614.4	1170
00440323	5 G 16.0	27.5	2400	768	1400
00440243	4 G 25.0	32.6	3000	960	1850
00440253	4 G 35.0	34.8	4000	1344	2250
00440263	4 G 50.0	40.6	6000	1920	3200
00440283	4 G 70.0	44.8	8000	2688	4200
00440293	4 G 95.0	51.2	11000	3648	5550

Last Update (24.04.2024)

©2024 Lapp Group - Technical changes reserved

 Product Management www.lappkabel.de

 You can find the current technical data in the corresponding data sheet.
 PN 0456 / 02_03_16